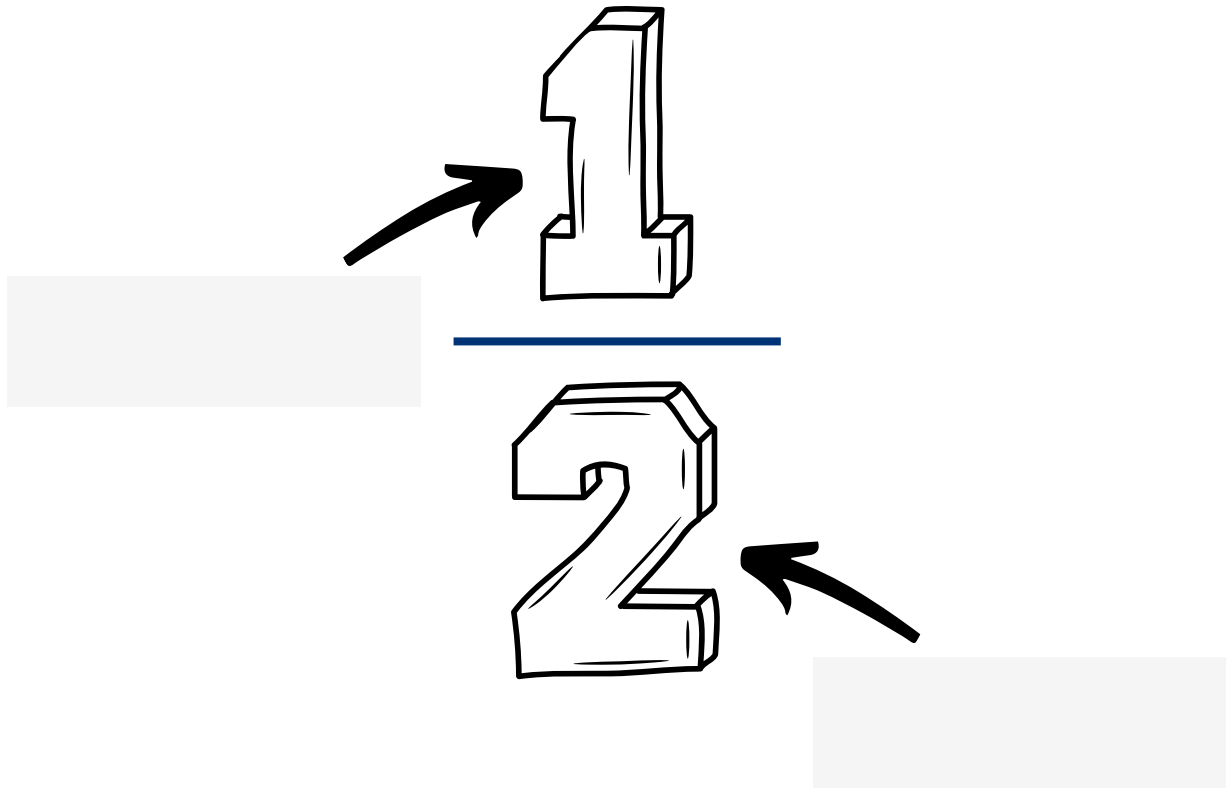


# BREUKEN

Benoem de delen van de breuk



De noemer betekent:

De teller betekent:

# BREUKEN

## Spiekbriefje

1 hele

$$\frac{1}{2}$$

$$\frac{1}{2}$$

$$\frac{1}{3}$$

$$\frac{1}{3}$$

$$\frac{1}{3}$$

$$\frac{1}{4}$$

$$\frac{1}{4}$$

$$\frac{1}{4}$$

$$\frac{1}{4}$$

$$\frac{1}{5}$$

$$\frac{1}{5}$$

$$\frac{1}{5}$$

$$\frac{1}{5}$$

$$\frac{1}{5}$$

$$\frac{1}{6}$$

$$\frac{1}{6}$$

$$\frac{1}{6}$$

$$\frac{1}{6}$$

$$\frac{1}{6}$$

$$\frac{1}{6}$$

$$\frac{1}{8}$$

$$\frac{1}{8}$$

$$\frac{1}{8}$$

$$\frac{1}{8}$$

$$\frac{1}{8}$$

$$\frac{1}{8}$$

$$\frac{1}{8}$$

$$\frac{1}{8}$$

$$\frac{1}{10}$$

$$\frac{1}{10}$$

$$\frac{1}{10}$$

$$\frac{1}{10}$$

$$\frac{1}{10}$$

$$\frac{1}{10}$$

$$\frac{1}{10}$$

$$\frac{1}{10}$$

$$\frac{1}{10}$$

$$\frac{1}{10}$$

$$\frac{1}{12}$$

$$\frac{1}{12}$$

$$\frac{1}{12}$$

$$\frac{1}{12}$$

$$\frac{1}{12}$$

$$\frac{1}{12}$$

$$\frac{1}{12}$$

$$\frac{1}{12}$$

$$\frac{1}{12}$$

$$\frac{1}{12}$$

$$\frac{1}{12}$$

$$\frac{1}{12}$$

# BREUKEN

Opdrachten voor bij het spiekbriefje.



Breuken vergelijken: Vergelijk de strookjes van de breuken om te zien welke groter of kleiner is.



Dezelfde breuken: Vind verschillende breuken strookjes die even groot zijn. Voorbeeld; vergelijk de strip van  $\frac{1}{2}$  door de twee  $\frac{1}{4}$  halve strookjes te vergelijken.



Optellen en aftrekken breuken: Combineer of split breuken strookjes om sommen visueel zichtbaar te maken. Voorbeeld; combineer een halve strook en een derde strook om de volgende som zichtbaar te maken.




Breuken herkennen; Luister naar de breuk die de juf of meester opnoemt en laat het bijpassende strookje zien.



Ordenen: Leg de breuken op volgorde van klein naar groot.


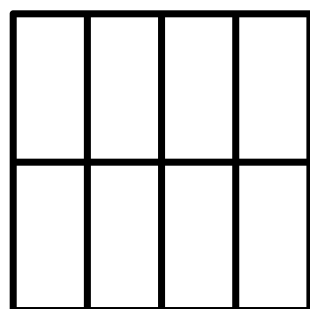
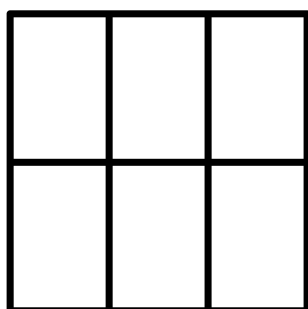
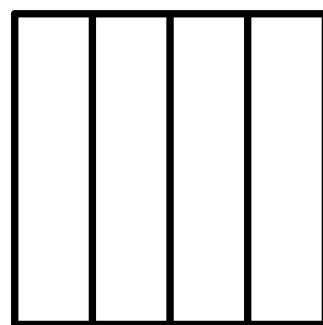
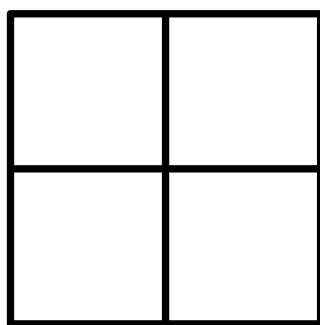

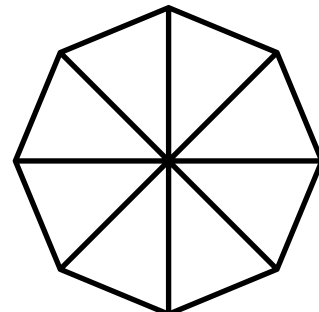
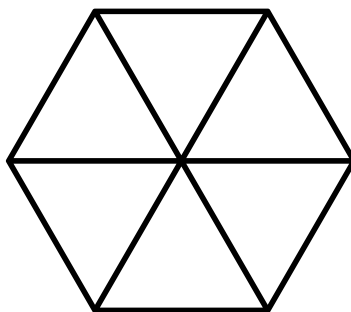




# BREUKEN OEFENEN

Gebruik een pen of whiteboard marker om de cirkel te verdelen in pizza punten. Verdeel daarna je fiches of snoepjes gelijkmatig over elk deel.



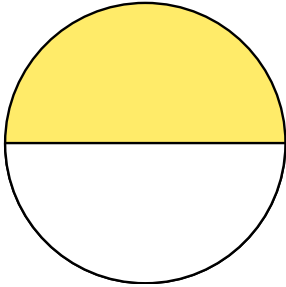
# BREUKEN; DE HELFT

Kleur de helft in.

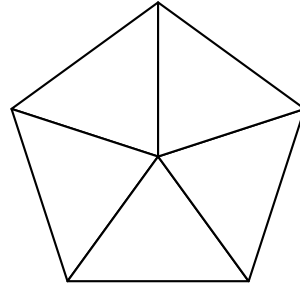


# BREUKEN

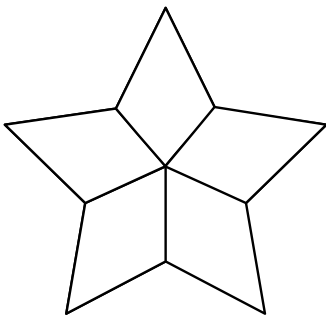
Kleur het juiste gedeelte in.



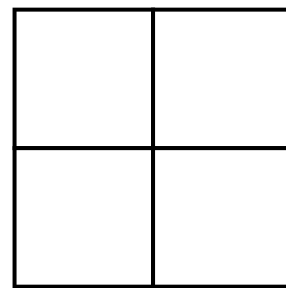
$$\frac{1}{2}$$



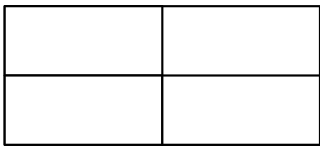
$$\frac{2}{5}$$



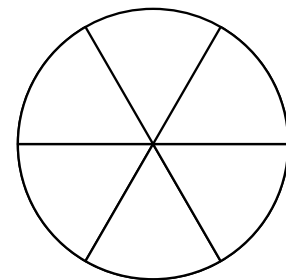
$$\frac{1}{5}$$



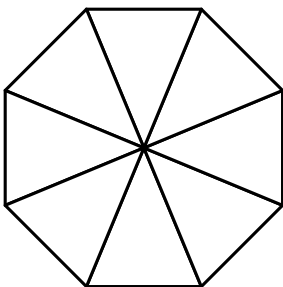
$$\frac{3}{4}$$



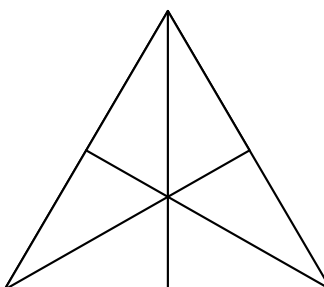
$$\frac{1}{2}$$



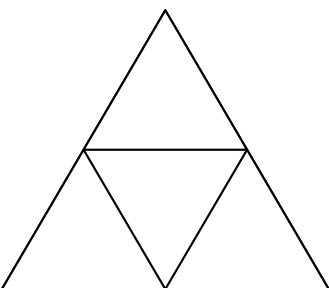
$$\frac{5}{6}$$



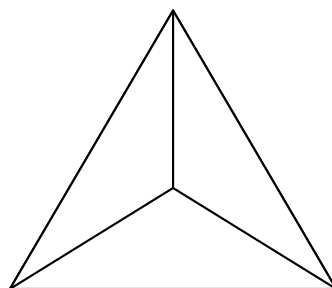
$$\frac{3}{8}$$



$$\frac{1}{6}$$



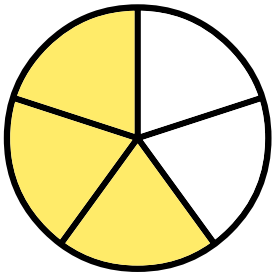
$$\frac{1}{4}$$



$$1$$

# BREUKEN

Schrijf de breuk op van de gekleurde vakjes.

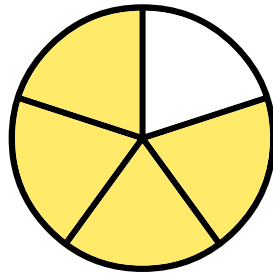


voorbeeld

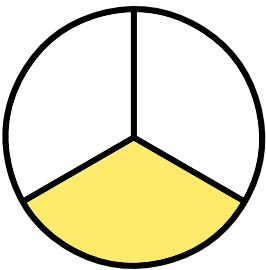
3

=  $\frac{\quad}{\quad}$

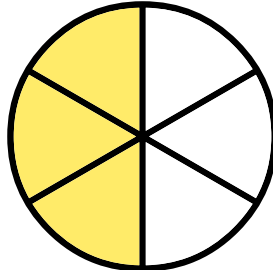
5



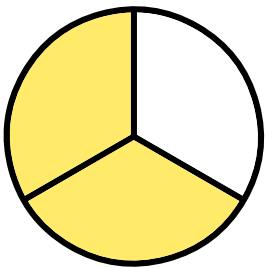
=  $\frac{\quad}{\quad}$



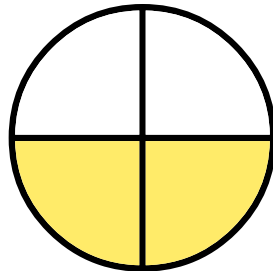
=  $\frac{\quad}{\quad}$




=  $\frac{\quad}{\quad}$



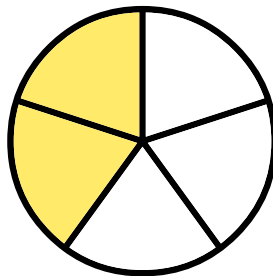
=  $\frac{\quad}{\quad}$




=  $\frac{\quad}{\quad}$



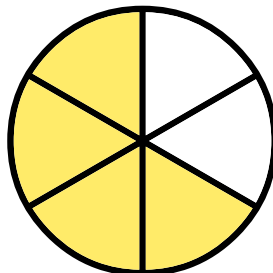
=  $\frac{\quad}{\quad}$



=  $\frac{\quad}{\quad}$




=  $\frac{\quad}{\quad}$



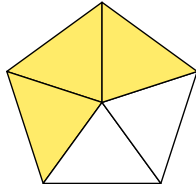
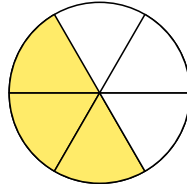
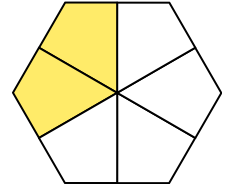
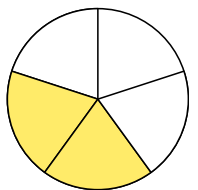
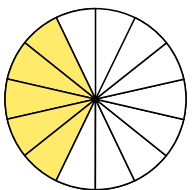
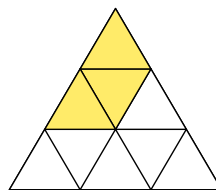
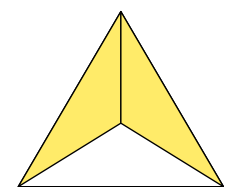
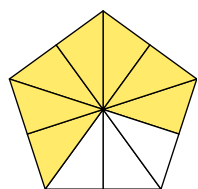
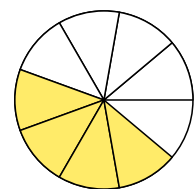
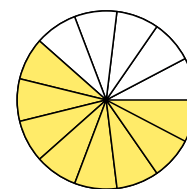
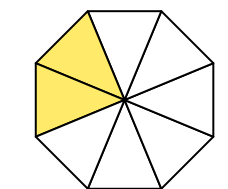
=  $\frac{\quad}{\quad}$

# BREUKEN

Schrijf op welke breuk bij de ingekleurde vakjes hoort.



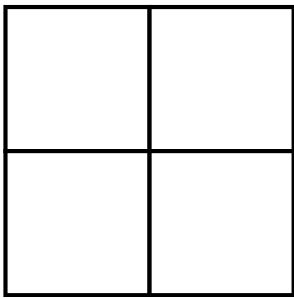
$$\frac{4}{5}$$


$$\frac{\quad}{\quad}$$

$$\frac{\quad}{\quad}$$

$$\frac{\quad}{\quad}$$

$$\frac{\quad}{\quad}$$

$$\frac{\quad}{\quad}$$

$$\frac{\quad}{\quad}$$

$$\frac{\quad}{\quad}$$

$$\frac{\quad}{\quad}$$

$$\frac{\quad}{\quad}$$

$$\frac{\quad}{\quad}$$

$$\frac{\quad}{\quad}$$

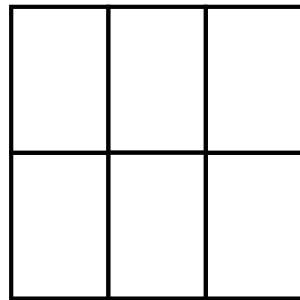


# BREUKEN

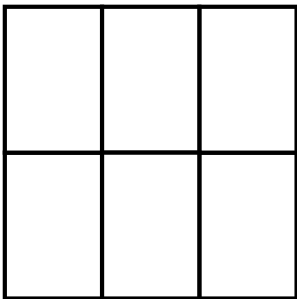
Kleur het aantal vakjes in dat bij de breuk hoort.



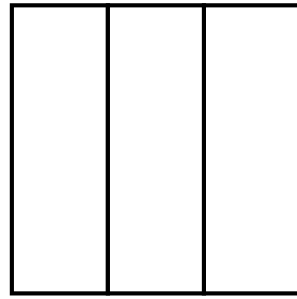
$$\frac{3}{4}$$




$$\frac{4}{6}$$



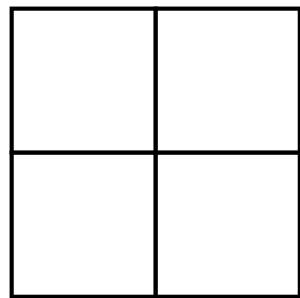
$$\frac{2}{6}$$



$$\frac{1}{3}$$



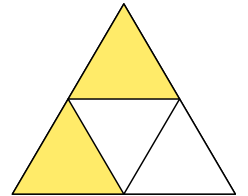
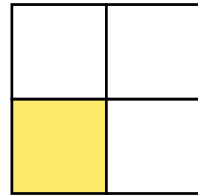
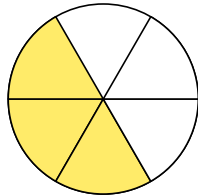
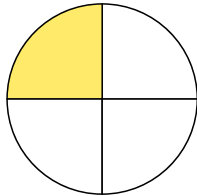
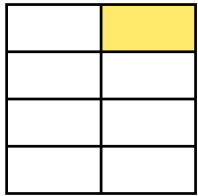
$$\frac{7}{10}$$



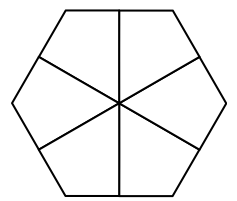
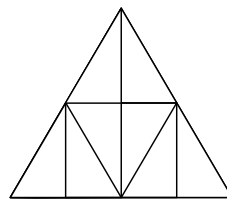
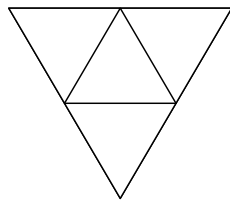
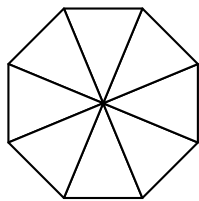

$$\frac{2}{4}$$

# BREUKEN

Schrijf de breuk op die hoort bij de ingekleurde vakjes.



Kleur het aantal vakjes in dat hoort bij de breuk.



$$\frac{1}{2}$$

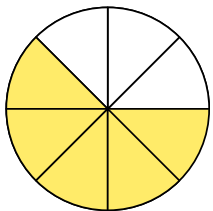
$$\frac{1}{4}$$

$$\frac{2}{4}$$

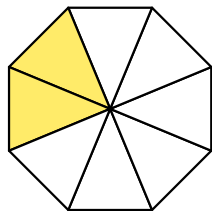
$$\frac{1}{8}$$

$$\frac{1}{2}$$

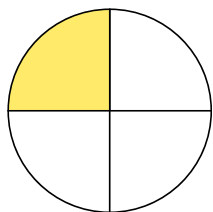
Bereken de breuk die hoort bij de som.



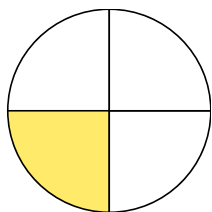
+




=



+



+




=

# BREUKEN


Teken de breuk

$$\frac{1}{4}$$




een vierde

$$\frac{1}{3}$$




een derde

$$\frac{1}{2}$$



een tweede

$$\frac{1}{6}$$



een zesde

# BREUKEN

Teken de breuk

$$\frac{1}{4}$$



een vierde

$$\frac{1}{3}$$



een derde

$$\frac{1}{2}$$



een tweede

$$\frac{1}{6}$$



een zesde

# PIZZA BREUKEN

Bekijk de pizza's en schrijf je juiste breuk erbij.

1 hele

halve  $\frac{1}{2}$

kwart  $\frac{1}{4}$

$\frac{1}{9}$



$\frac{1}{5}$

$\frac{1}{6}$

$\frac{1}{3}$

$\frac{1}{7}$






$\frac{1}{8}$



# PIZZA BREUKEN

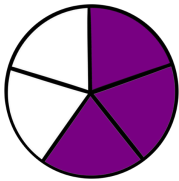
Het feestje is over; hoeveel pizza is er over gebleven?

Schrijf dit op als breuk.

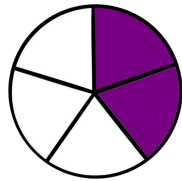



# BREUKEN VERGELIJKEN

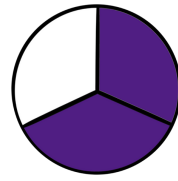
Vul in < (minder) of > (meer) of = (gelijk).



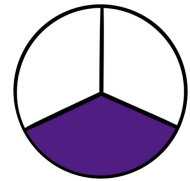

$$\frac{3}{5}$$



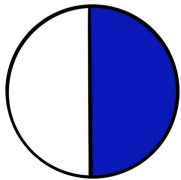
$$\frac{2}{5}$$



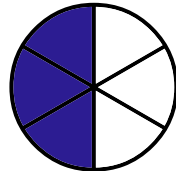

$$\frac{2}{3}$$



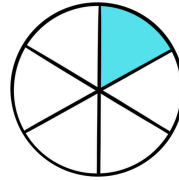
$$\frac{1}{3}$$



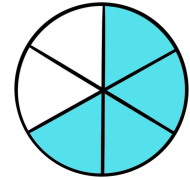

$$\frac{1}{2}$$



$$\frac{3}{6}$$

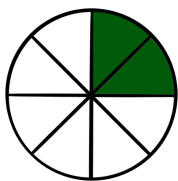


$$\frac{1}{6}$$

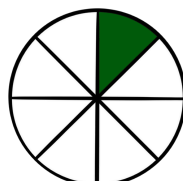



$$\frac{4}{6}$$

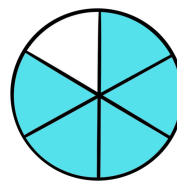
Schrijf de breuk op en vervolgens de verhouding.



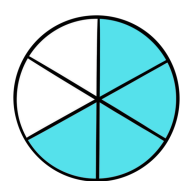

—



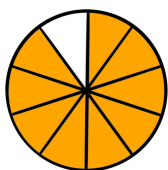
—



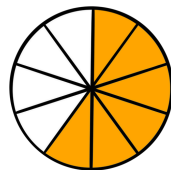

—



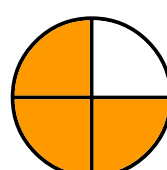
—



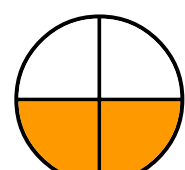

—



—




—



—

# BREUKEN

Omcirkel de breuk die hoort bij de afbeelding.

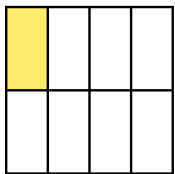


$$\frac{1}{2}$$

$$\frac{3}{4}$$

$$\frac{1}{4}$$

$$\frac{2}{6}$$

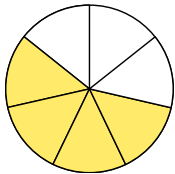


$$\frac{2}{4}$$

$$\frac{7}{8}$$

$$\frac{3}{8}$$

$$\frac{1}{8}$$




$$\frac{4}{7}$$

$$\frac{2}{3}$$

$$\frac{4}{8}$$

$$\frac{3}{7}$$

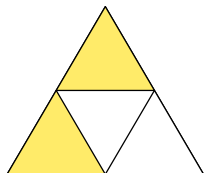


$$\frac{5}{5}$$

$$\frac{4}{6}$$

$$\frac{1}{5}$$

$$\frac{4}{5}$$

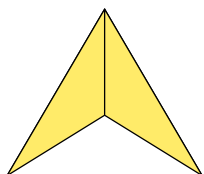


$$\frac{3}{4}$$

$$\frac{2}{2}$$

$$\frac{1}{2}$$

$$\frac{1}{4}$$



$$\frac{2}{3}$$

$$\frac{1}{3}$$

$$\frac{3}{3}$$

$$\frac{3}{2}$$




# BREUKEN

Trek lijntjes tussen het woord, breuk en afbeelding.

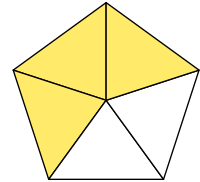
een derde

$$\frac{3}{5}$$



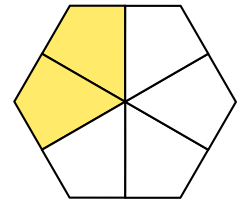
twee vijfde

$$\frac{2}{3}$$



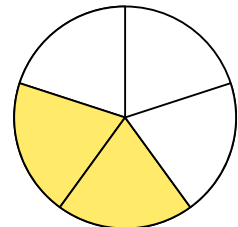
vier vijfde

$$\frac{1}{3}$$



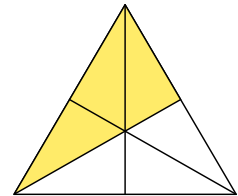
twee derde

$$\frac{4}{5}$$



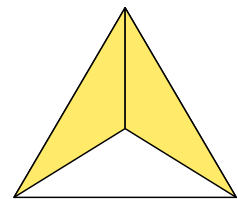
helft

$$\frac{2}{5}$$



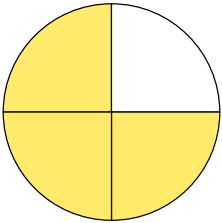
drie vijfde

$$\frac{1}{2}$$



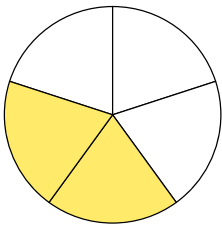
# BREUKEN

Trek lijntjes tussen de figuren, woorden en breuken die hetzelfde zijn.



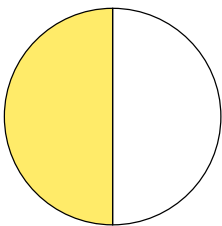
een  
hele

$$\frac{1}{2}$$



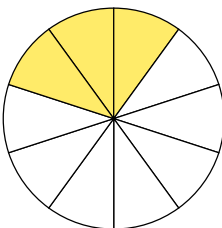
drie  
kwart

$$\frac{1}{1}$$



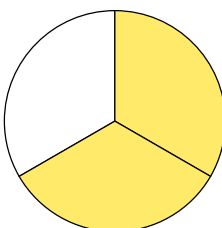
twee  
derde

$$\frac{3}{10}$$




drie  
tiende

$$\frac{2}{3}$$



een  
tweede

$$\frac{2}{5}$$



twee  
vijfde

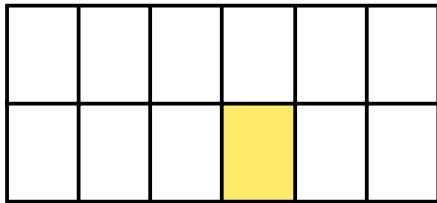
$$\frac{3}{4}$$

# BREUKEN

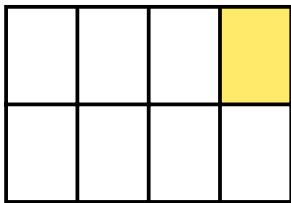
Trek lijntjes tussen de juiste combinaties.



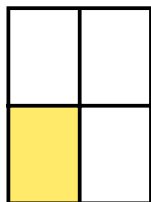
$$\frac{1}{12}$$



$$\frac{1}{3}$$



$$\frac{1}{4}$$



$$\frac{1}{8}$$



$$\frac{1}{2}$$

# BREUKEN

Zet de breuken op de juiste volgorde van groot naar klein.

$$\frac{2}{5} \quad \frac{1}{5} \quad \frac{4}{5} \quad \frac{3}{5}$$



$$\frac{6}{8} \quad \frac{4}{8} \quad \frac{7}{8} \quad \frac{1}{8}$$



$$\frac{4}{6} \quad \frac{1}{6} \quad \frac{2}{6} \quad \frac{5}{6}$$



$$\frac{5}{9} \quad \frac{3}{9} \quad \frac{7}{9} \quad \frac{8}{9}$$



$$\frac{3}{10} \quad \frac{5}{10} \quad \frac{8}{10} \quad \frac{1}{10}$$



Zet de breuken op de juiste volgorde van klein naar groot.

$$\frac{1}{8} \quad \frac{1}{5} \quad \frac{1}{4} \quad \frac{1}{6}$$



$$\frac{1}{5} \quad \frac{1}{2} \quad \frac{1}{3} \quad \frac{1}{4}$$



$$\frac{1}{7} \quad \frac{1}{3} \quad \frac{1}{5} \quad \frac{1}{6}$$



$$\frac{1}{6} \quad \frac{1}{2} \quad \frac{1}{4} \quad \frac{1}{5}$$




$$\frac{1}{8} \quad \frac{1}{5} \quad \frac{1}{10} \quad \frac{1}{2}$$




# BREUKEN

Omcirkel het juiste aantal items om elk van de onderstaande breuken weer te geven.


Wat is  $\frac{1}{2}$  van 8?




Wat is  $\frac{3}{4}$  van 4?



Wat is  $\frac{1}{4}$  van 12?



Wat is  $\frac{3}{4}$  van 8?



# BREUKEN NAAR DECIMALAEN

Schrijf de breuk op als getal met decimalen.

$4 \frac{6}{100} = \boxed{4.06}$

$9 \frac{7}{10} = \boxed{\phantom{00}}$

$3 \frac{33}{100} = \boxed{\phantom{00}}$

$4 = \boxed{\phantom{00}}$

$5 \frac{1}{100} = \boxed{\phantom{00}}$

$8 \frac{47}{100} = \boxed{\phantom{00}}$

$20 \frac{8}{10} = \boxed{\phantom{00}}$

$1 \frac{1}{10} = \boxed{\phantom{00}}$

$5 \frac{92}{100} = \boxed{\phantom{00}}$

$6 \frac{18}{100} = \boxed{\phantom{00}}$

$9 \frac{4}{100} = \boxed{\phantom{00}}$

$16 = \boxed{\phantom{00}}$

$7 \frac{34}{100} = \boxed{\phantom{00}}$

$7 \frac{7}{100} = \boxed{\phantom{00}}$

$5 \frac{13}{100} = \boxed{\phantom{00}}$

$100 \frac{5}{100} = \boxed{\phantom{00}}$

$4 \frac{17}{100} = \boxed{\phantom{00}}$

$6 \frac{3}{10} = \boxed{\phantom{00}}$

$9 \frac{1}{10} = \boxed{\phantom{00}}$

$2 \frac{39}{100} = \boxed{\phantom{00}}$

$5 \frac{44}{100} = \boxed{\phantom{00}}$

$7 \frac{88}{100} = \boxed{\phantom{00}}$

$11 \frac{16}{100} = \boxed{\phantom{00}}$

$8 \frac{61}{100} = \boxed{\phantom{00}}$

$8 \frac{6}{10} = \boxed{\phantom{00}}$

$\frac{75}{100} = \boxed{\phantom{00}}$

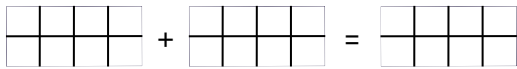
$5 \frac{9}{10} = \boxed{\phantom{00}}$

# BREUKEN OPTELLEN

Tel de breuken bij elkaar op met gelijke noemer. Gebruik de vakjes als hulpmiddel.

$$\frac{1}{4} + \frac{2}{4} = \frac{3}{4}$$

1.  $\frac{2}{8} + \frac{5}{8} = \underline{\quad}$




2.  $\frac{4}{8} + \frac{3}{8} = \underline{\quad}$



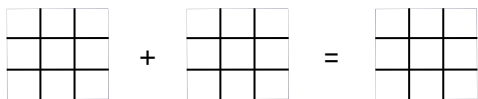
3.  $\underline{\quad} + \underline{\quad} = \underline{\quad}$



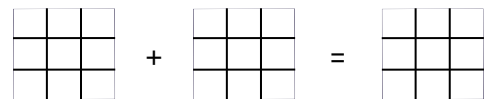
4.  $\underline{\quad} + \underline{\quad} = \underline{\quad}$



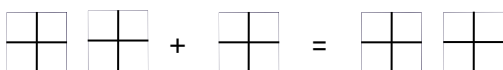
5.  $\frac{3}{9} + \frac{5}{9} = \underline{\quad}$



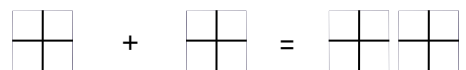
6.  $\frac{1}{9} + \frac{2}{9} = \underline{\quad}$



7.  $1 \frac{1}{4} + \frac{2}{4} = \underline{\quad}$

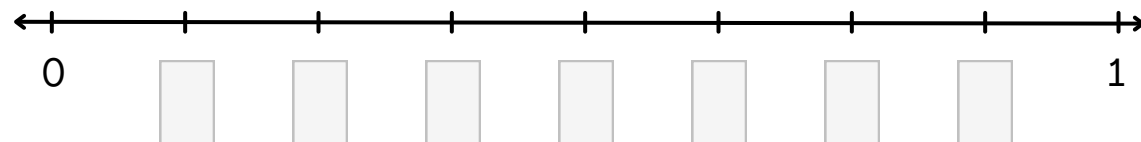
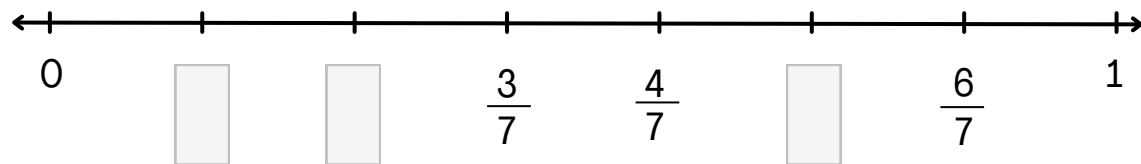

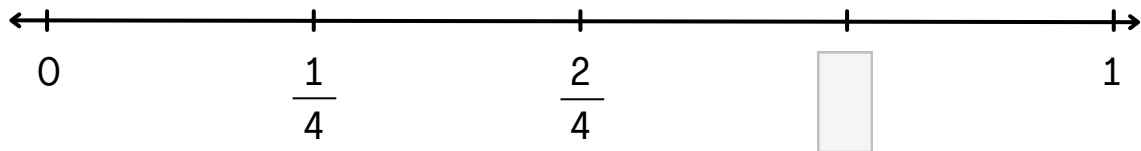


8.  $\frac{3}{4} + \frac{3}{4} = \underline{\quad}$



# WERKBLAD

Vul de breuk in die hoort bij die plek op de getallenlijn.





# BREUKEN

Trek lijnen tussen dezelfde hoeveelheden.

**A.**

$$\frac{1}{2}$$

$$\frac{2}{3}$$

$$\frac{3}{4}$$

$$\frac{1}{5}$$

$$\frac{1}{1}$$

$$\frac{1}{10}$$

$$\frac{1}{4}$$

$$\frac{15}{25}$$

**B.**

$$\frac{2}{10}$$

$$\frac{3}{5}$$

$$\frac{6}{8}$$

$$\frac{25}{100}$$

$$\frac{3}{6}$$

$$1$$

$$\frac{10}{100}$$

$$\frac{6}{9}$$

**A.**

$$\frac{1}{10}$$

$$\frac{1}{5}$$

$$\frac{3}{4}$$

$$\frac{2}{8}$$

$$\frac{10}{5}$$

$$\frac{2}{3}$$

$$\frac{4}{4}$$

$$\frac{1}{3}$$

**B.**

0.25

2.0

0.33

0.75

0.20

0.10

0.66

1.0

**A.**

0.30

$$\frac{1}{10}$$

$$\frac{4}{8}$$

$$\frac{9}{12}$$

$$\frac{3}{5}$$

$$\frac{2}{8}$$

$$\frac{1}{100}$$

0.60

**B.**

= \_\_\_\_\_

= \_\_\_\_\_

= \_\_\_\_\_

= \_\_\_\_\_

= \_\_\_\_\_

= \_\_\_\_\_

= \_\_\_\_\_

= \_\_\_\_\_

# OMREKENEN

Schrijf de breuken als decimalen.

1.

$$\frac{1}{2}$$

0.5

2.

$$\frac{3}{4}$$

3.

$$\frac{2}{5}$$

4.

$$\frac{4}{5}$$

5.

$$\frac{5}{6}$$

6.

$$\frac{1}{3}$$

7.

$$\frac{7}{10}$$

8.

$$\frac{3}{6}$$

9.

$$\frac{2}{3}$$

10.

$$\frac{1}{4}$$

# BREUKEN OPTELLEN

Reken deze breuken uit naar de laagste breuk.

1.  $\frac{11}{17} + \frac{4}{17} =$

2.  $\frac{9}{21} + \frac{8}{21} =$

3.  $\frac{2}{6} + \frac{3}{6} =$

4.  $\frac{4}{42} + \frac{3}{42} =$

5.  $\frac{3}{36} + \frac{9}{36} =$

6.  $\frac{6}{15} + \frac{4}{15} =$

7.  $\frac{1}{9} + \frac{4}{9} =$

8.  $\frac{13}{50} + \frac{17}{50} =$

9.  $\frac{11}{17} + \frac{4}{17} =$

10.  $\frac{4}{12} + \frac{4}{12} =$

# BREUKEN OPTELLEN

Reken de sommen uit en vereenvoudig de breuk.

1.

$$\frac{1}{5} + 3\frac{2}{7} =$$

2.

$$\frac{2}{4} + \frac{2}{8} =$$

3.

$$2\frac{1}{3} + 1\frac{3}{8} =$$

4.

$$\frac{1}{3} + 7\frac{1}{2} =$$

5.

$$\frac{5}{32} + \frac{6}{8} =$$

6.

$$6\frac{1}{6} + 3\frac{3}{4} =$$

# BREUKEN AFTREKKEN

Reken de sommen uit en vereenvoudig de breuk.

1.  $3\frac{1}{5} - \frac{2}{7} =$

2.  $\frac{2}{4} - \frac{2}{8} =$

3.  $2\frac{1}{3} - 1\frac{3}{8} =$

4.  $7\frac{1}{3} - \frac{1}{2} =$

5.  $\frac{6}{8} - \frac{5}{32} =$

6.  $6\frac{1}{6} - 3\frac{3}{4} =$

7.  $\frac{4}{5} - \frac{1}{10} =$

8.  $2\frac{4}{6} - 1\frac{1}{3} =$

9.  $\frac{7}{12} - \frac{1}{4} =$

10.  $5\frac{6}{8} - 3\frac{3}{12} =$

# BREUKEN

## VERMENIGVULDIGEN

Reken de sommen uit en vereenvoudig de breuk.

1.

$$\frac{6}{7} \times \frac{2}{2} =$$

2.

$$\frac{15}{20} \div \frac{5}{5} =$$

3.

$$\frac{3}{5} \times \frac{4}{4} =$$

4.

$$\frac{24}{36} \div \frac{6}{6} =$$

5.

$$\frac{4}{9} \times \frac{5}{5} =$$

6.

$$\frac{21}{24} \div \frac{3}{3} =$$

7.

$$\frac{6}{7} \times \frac{3}{3} =$$

8.

$$\frac{12}{20} \div \frac{4}{4} =$$

9.

$$\frac{2}{3} \times \frac{2}{2} =$$

10.

$$\frac{14}{22} \div \frac{2}{2} =$$

# BREUKEN SOMMEN

Optellen & aftrekken, en daarna vereenvoudigen.

$$\frac{3}{11} + \frac{5}{11}$$

$$\frac{6}{12} \pm \frac{2}{12}$$

$$\frac{1}{4} + \frac{4}{8}$$

$$\frac{7}{9} - \frac{3}{9}$$

$$\frac{6}{12} - \frac{2}{12}$$

$$\frac{3}{4} - \frac{6}{12}$$

$$\frac{7}{10} - \frac{8}{20}$$